

PROCES APLIKACJI

Szczegółowe kroki Autoryzacji

1. Zostań członkiem IBM PartnerWorld poprzez stronę internetową Partner World www.ibm.com/partnerworld
2. Uzyskaj akceptację uczestnictwa w Programie Partnerskim Software Value Incentive lub Value Advantage Plus
3. Wypełnij Partner Plan w narzędziu IBM PartnerPlan na stronie www.ibm.com/partnerworld/partnerplan
4. Wypełnij dokument z informacjami dodatkowymi w narzędziu IBM Partner Plan tool. Wybierz Education/Aids/Tools z lewego menu nawigacyjnego i kliknij odnośnik 'Additional Information required to support your BPA for SW Remarketers of Authorised Programs application'. Zapisz plik, wypełnij go i zachowaj na swoim dysku lokalnym

United States [change] | Terms of use

Home | Products | Services & solutions | Support & downloads | My account

← IBM Partner World

Education/Support

This page contains information and education that can greatly increase your value in a PartnerPlan Workshop.

Use the Step by Step Guidance in the Education column to quickly become a "PartnerPlan Expert". The Planning Aids will help you to create better plans and the tools available to help you be more productive.

Education	Planning Aids	Tools
<ul style="list-style-type: none">→ How to use PartnerPlan: Step by Step Instructions→ PartnerWorld University audio/slide presentation→ "Ask the Expert" Web Conference Schedule	<ul style="list-style-type: none">→ PartnerPlan Presentation→ Account Planning→ PartnerPlan- Blank form in PPT format→ Sample plans→ Additional Information required to support your BPA for SW Remarketers of Authorised Programs application	<ul style="list-style-type: none">→ Copy an existing plan to use as a start for a new plan for 2009.→ Archive a plan.→ System Requirements→ Undelete Activities/Action Plans/Plans→ Grow Your Business with IBM Software

IBM Confidential

About IBM | Privacy | Contact

United States [change] | Terms of use

Home | Products | Services & solutions | Support & downloads | My account

← IBM Partner World

Education/Support

Software Business Partners

Business Partners in Europe, Middle East and Africa (EMEA) are required to provide additional information to complete the BPA for SW Remarketers of Authorised Programs application. To do so, please complete and save this form to your PartnerPlan under the Name and Address tab before agreeing to the Authorisation terms. Your BPA for SW Remarketers of Authorised Programs application will be rejected if these details have not been supplied.

 EMEA Applications.xls

IBM Confidential

About IBM | Privacy | Contact

5. Zapisz wypełniony formularz w swoim Partner Planie w zakładce Name and Address. Dodatkowo należy załączyć skan dokumentów rejestrowych spółki (KRS, REGON, NIP). Aplikacja zostanie odrzucona jeśli nie dostarczą Państwo tych informacji







United States [change] | Terms of use

Home | Products | Services & solutions | Support & downloads | My account

← IBM Partner World

PartnerPlan for Sample Plan

Last Updated on Feb-23-09

 Edit  Delete Plan  Close  Email  Print  Executive Review

Name & Address | Revenue | Activities | Skills | Approvals | Access

PartnerPlan Basic Information

Plan Time Frame | Business Partner Firm Name and Address

Attachments

- Autoryzowany Administrator Profilu PartnerWorld (APA) musi zalogować się na stronie www.ibm.com/partnerworld/partnertools i wybrać Software Reseller Authorization w zakładce „Benefits and Relationship”.

- Kliknij „Country Enterprise” w polu ‘Apply for Software Reseller Authorization’ aby rozpocząć proces aplikacji

8. Zapoznaj się z warunkami Software Reseller Authorization, zaakceptuj je klikając „I agree”

Software Reseller Authorization Agreement

Website Acceptance Text for IBM Business Partner Agreement for Software Remarketers of Authorized Programs for All Countries Please read carefully all terms and print and store them for your records. By clicking on the "I Agree" button below, you agree that 1) the IBM Business Partner relationship for Software Remarketers of Authorized Programs is subject to (i) the terms of the IBM Business Partner Agreement for Software Remarketers of Authorized Programs and (ii) IBM's approval of the Software Reseller Application Form that you submit to IBM and 2) the exchange of any confidential information between you and IBM is subject to the terms of the IBM Agreement for Exchange of Confidential Information. Additional information and prerequisites regarding the IBM Business Partner relationship for Software Remarketers of Authorized Programs are included in the Operations Guide. You may view and obtain copies of the above-referenced agreements and the Operations Guide by clicking the links provided below and following the prompts as indicated:

- [IBM Business Partner Agreement for Remarketer of Authorized Programs](#)
- [IBM Agreement for Exchange for Confidential Information](#)
- [Operations Guide](#)

By clicking on the "I Agree" button below, you further agree that you have had the opportunity to read and understand the IBM Business Partner Agreement for Remarketer of Authorized Programs and the IBM Agreement for Exchange of Confidential Information and you agree to the terms of both agreements.

For some countries, [click the "I agree" button](#), which is required to advance to the Reseller Authorization Application Form, may not serve as your acceptance of the above-referenced agreements and may not create a binding agreement between the parties. IBM will inform you if hand-signed agreements are required and will provide copies of the agreements to you for your signature. A list of countries that require hand-signed agreements is included in the Operations Guide for your reference.

Note: Please contact PartnerWorld Contact Services if you have questions regarding hand-signature requirements for your country.

9. Wybierz Grupę Autoryzacyjną do której aplikujesz, typ relacji oraz Dystrybutora. Podczas pierwszej aplikacji możesz wybrać tylko jedną Grupę Autoryzacyjną. Jako typ relacji należy wybrać 'Reseller Software –Tier 2' – każdy inny wybór spowoduje odrzucenie aplikacji. Z listy dystrybutorów wybierz swego preferowanego Dystrybutora (DNS Polska)

Apply for a Software Reseller Authorization Group

Please select a reseller authorization group and a relationship.

Reseller authorization group :* Lotus Portal

Relationship :* Reseller Software - Tier 2

IBM Value Added Distributor Name :* DNS Polska Sp. z o.o.

Save Cancel and exit

10. Autoryzowany Administrator Profilu w każdej chwili może mieć wgląd do statusu Państwa aplikacji po zalogowaniu do profilu IBM PartnerWorld

Aplikacja do kolejnej Grupy Autoryzacji:

Jeżeli chcesz aplikować o autoryzację w kolejnej Grupie Autoryzacji IBM Software, Autoryzowany Administrator Profilu musi uaktualnić BPA aby uzyskać akceptację dodatkowej grupy produktowej

- Zaloguj się w do swego profilu na www.ibm.com/partnerworld/partnertools
- Kliknij odnośnik „Benefits and Relationships”
- Kliknij “Software Reseller Authorization”
- Wejdź w swoje Country Enterprise w dziale ‘Country Enterprise participating in the Software Reseller Authorization Program’ (Ponieważ już składałeś aplikację o autoryzację nie ma potrzeby klikać ponownie „Apply for Software Reseller Authorization”
- Wybierz „Add a Product Group”

- PartnerWorld Profile
- Worldwide enterprise
- Country enterprise
- Add a location
- General information
- Country enterprise list of locations
- Country enterprise list of employees
- PartnerWorld information
- Marketing information
- PartnerWorld level summary
- Location
- Employee
- Agreements
- Benefits and relationships
- Add a benefit

Software Reseller Authorization

The fields indicated with an asterisk (*) are required to complete this transaction; other fields are optional. If you do not want to provide us with the required information, please use the "Back" button on your browser to return to the previous page, or close the window or browser session that is displaying this page

Please complete as many details as possible to get the most appropriate information for your company from PartnerWorld

To add a Reseller Authorization group select the Add a Reseller Authorization group button below.

Reseller Authorization groups		
Reseller Authorization group	Relationship	Status
Tivoli Security	Reseler Software - Tier 2	Pending

 Add a Product Group

- Wybierz odpowiednią Grupę Autoryzacji

- PartnerWorld Profile
- Worldwide enterprise
- Country enterprise
- Add a location
- General information
- Country enterprise list of locations
- Country enterprise list of employees
- PartnerWorld information
- Marketing information
- PartnerWorld level summary
- Location
- Employee
- Agreements
- Benefits and relationships
- Add a benefit

Software Reseller Authorization Group

The fields indicated with an asterisk (*) are required to complete this transaction; other fields are optional. If you do not want to provide us with the required information, please use the "Back" button on your browser to return to the previous page, or close the window or browser session that is displaying this page

Please complete as many details as possible to get the most appropriate information for your company from PartnerWorld



Status :

Time Stamp :

Please select a reseller authorization group and a relationship.

Reseller authorization group :*

Relationship :*

Lotus Portal  

- ... Select one ...
- Tivoli Security
- Websphere Core
- Tivoli Business Automation
- Tivoli Storage
- Rational (all)
- Websphere Commerce
- Information Management ECM
- Lotus Portal
- Information Management Data
- Websphere BPM
- Tivoli Enterprise Asset Management

Save as draft

- Related links
- Contact services
 - User manual

- Wybierz „Next” aby dodać kolejną Grupę Autoryzacji, lub Safe aby przestać swoją aplikację do akceptacji.